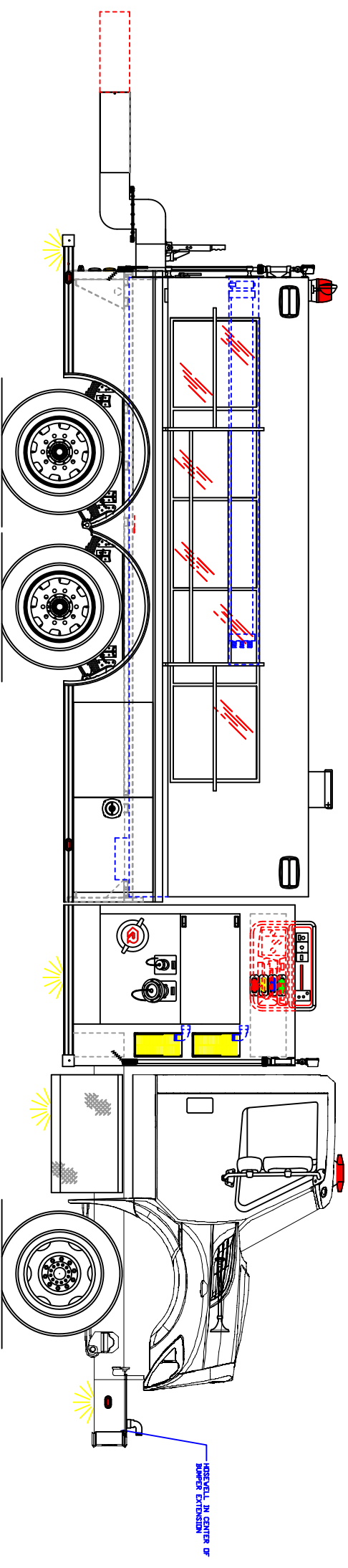
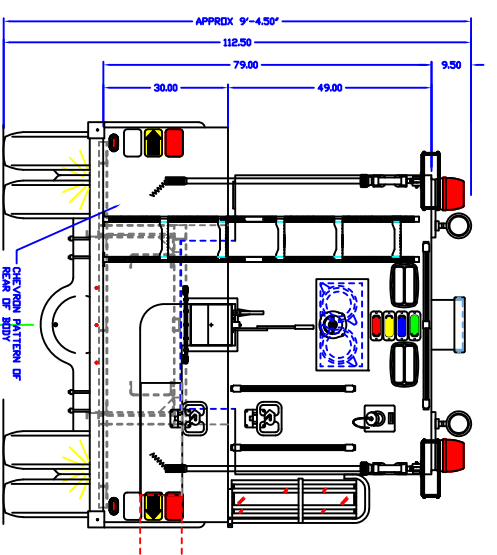
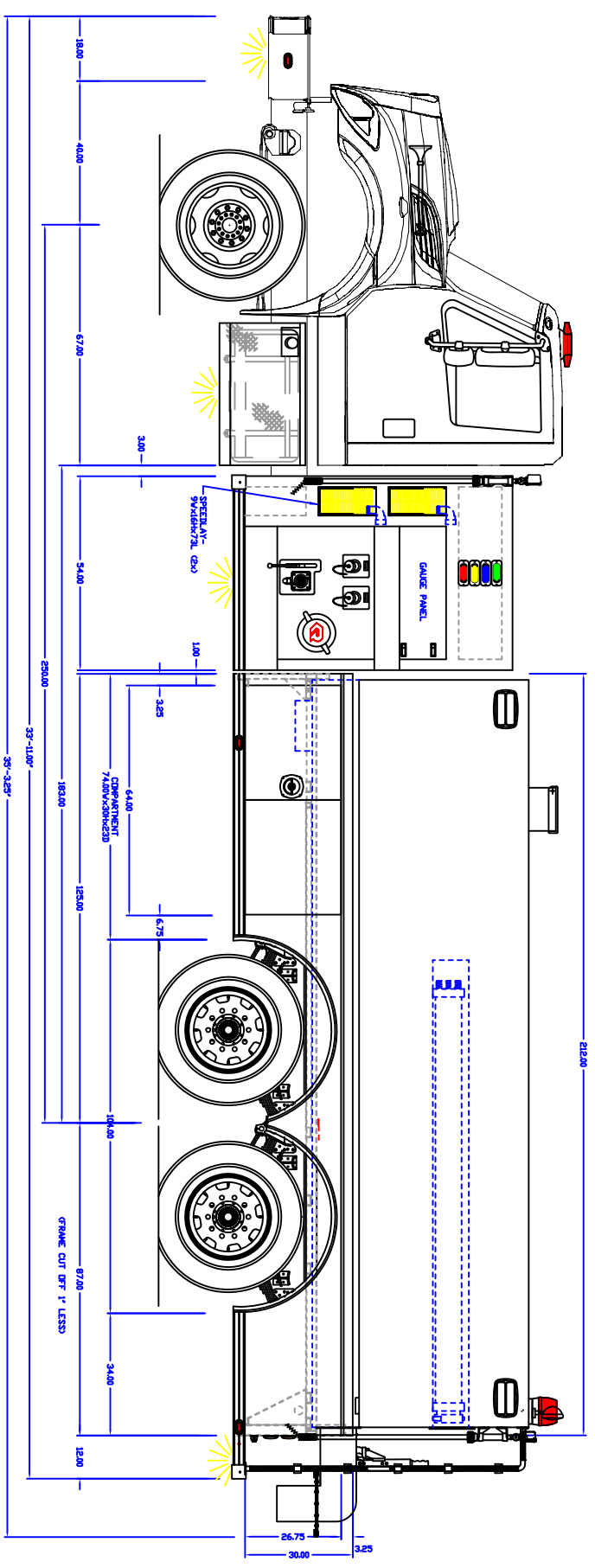
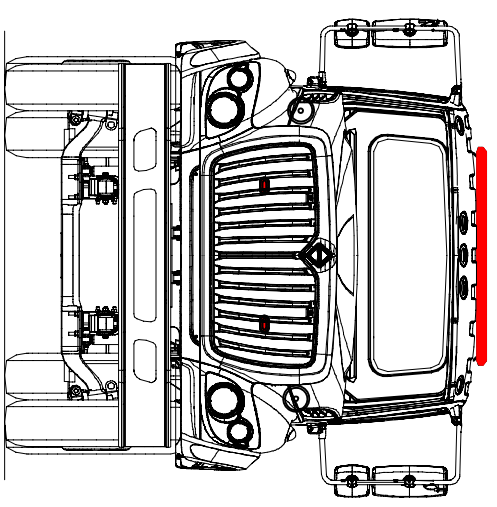


- NOTES:
1. OVERALL HEIGHT IS IN LOADED CONDITION. UNLOADED HEIGHTS MAY BE 4" ABOVE HEIGHTS SHOWN.
  2. DO NOT SCALE DRAWING.
  3. ALL DIMENSIONS ARE APPROXIMATE AND SUBJECT TO ENGINEERING CHANGES.
  4. DRAWING MAY OR MAY NOT SHOW ALL ITEMS AS DESCRIBED IN THE WRITTEN DETAIL SPECIFICATIONS.
  5. INCLUSION OF AN ITEM ON THE DRAWING DOES NOT CONSTITUTE INCLUSION OF THAT ITEM WITH THE FINAL DELIVERED UNIT.
  6. THE EFFECTIVE DOOR OPENINGS WILL BE APPROX. 2" LESS THAN THE NOTED COMPARTMENT OPENING FOR ROLL UP DOORS AND UP TO APPROX. 4" LESS FOR HINGED DOORS



REVISED: NMA	DATE: 01-08-16
REVISED: VLM	DATE: 01-06-16
DRAWN: VLM	DATE: 12-23-15
<b>PROPRIETARY AND CONFIDENTIAL</b> THE INFORMATION CONTAINED IN THIS DRAWING IS THE SOLE PROPERTY OF ROSENBAUER. ANY REUSE OR REPRODUCTION OF THIS DRAWING WITHOUT THE WRITTEN PERMISSION OF ROSENBAUER IS PROHIBITED.	
MAXIMUM HEIGHT	9'8"
MAXIMUM LENGTH	NONE
BODY WIDTH	95"

APPROVED BY: \_\_\_\_\_

CHASSIS: INTERNATIONAL  
 PUMP: HALE 1250 GPM  
 TANK: POLY/3000  
 PANEL MATL: THERMOPLASTIC  
 COMP INTERIOR: NATURAL FINISH

# FORESTBURG

## VOL. F.D., TX